

4 May 2021

The Companies Officer
Australian Securities Exchange Ltd
Level 40, Central Park
152-158 St Georges Terrace
Perth WA 6000

Dear Madam or Sir

PRESENTATION – MACQUARIE AUSTRALIA CONFERENCE

Fortescue Metals Group Ltd (ASX: FMG) advises that Elizabeth Gaines, Chief Executive Officer, is presenting at the Macquarie Australia Conference on Tuesday, 4 May 2021. A copy of the presentation is attached.

Yours sincerely
Fortescue Metals Group Ltd

Authorised by
Cameron Wilson
Company Secretary

Media contact:
Michael Vaughan, Fivemark Partners
E: mediarelations@fmgl.com.au
M: +61 422 602 720

Investor Relations contact:
Andrew Driscoll, GM Investor Relations
E: investorrelations@fmgl.com.au
P: +61 8 9230 1647



Macquarie Conference

Elizabeth Gaines, CEO
4 May 2021

Thriving communities | Global force

Forward Looking Statements Disclaimer

Important Notice

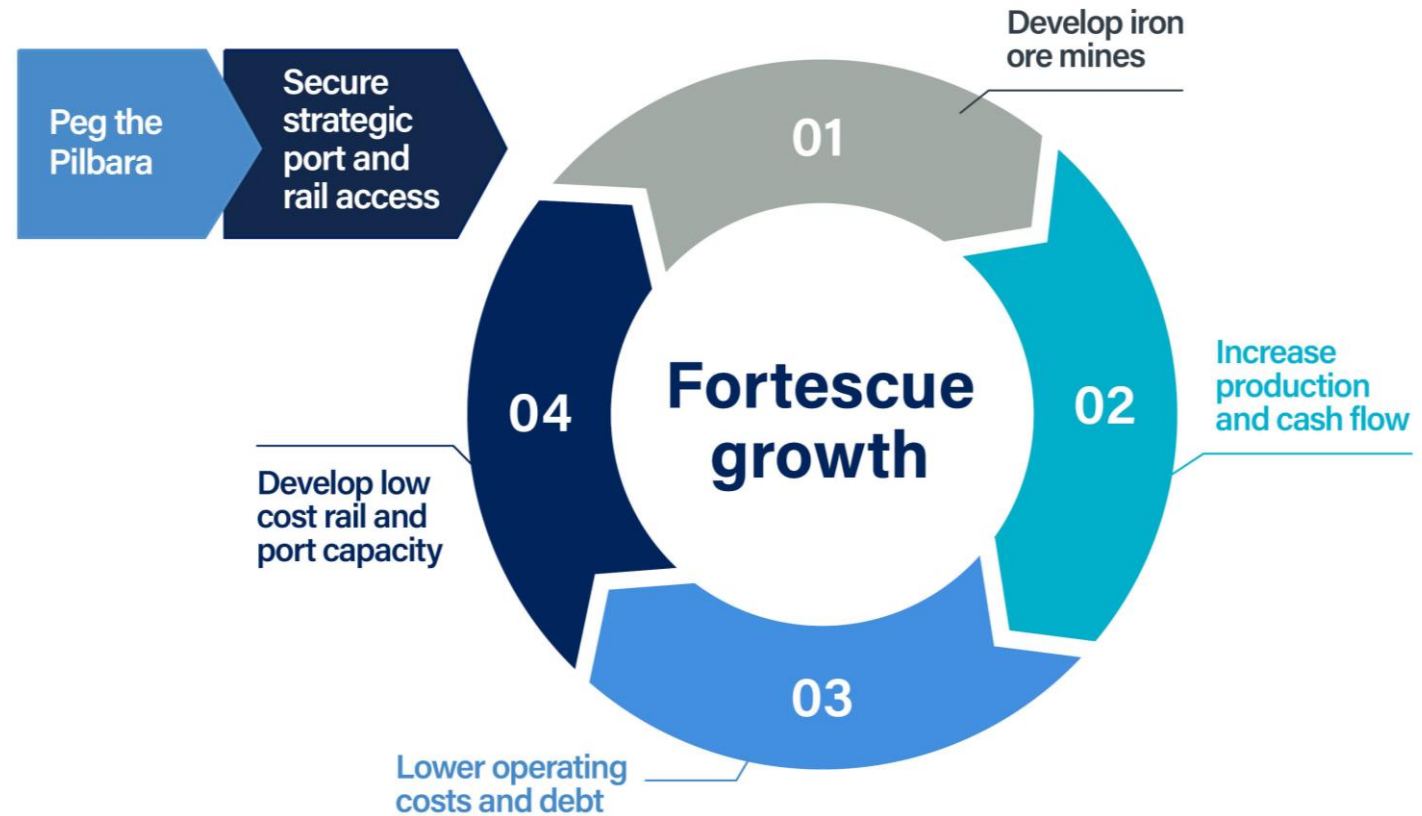
The purpose of this presentation is to provide general information about Fortescue Metals Group Ltd ("Fortescue"). It is not recommended that any person makes any investment decision in relation to Fortescue based on this presentation. This presentation contains certain statements which may constitute "forward-looking statements". Such statements are only predictions and are subject to inherent risks and uncertainties which could cause actual values, results, performance or achievements to differ materially from those expressed, implied or projected in any forward-looking statements. No representation or warranty, express or implied, is made by Fortescue that the material contained in this presentation will be achieved or prove to be correct. Except for statutory liability which cannot be excluded, each of Fortescue, its officers, employees and advisers expressly disclaims any responsibility for the accuracy or completeness of the material contained in this presentation and excludes all liability whatsoever (including in negligence) for any loss or damage which may be suffered by any person as a consequence of any information in this presentation or any error or omission therefrom. Fortescue accepts no responsibility to update any person regarding any inaccuracy, omission or change in information in this presentation or any other information made available to a person nor any obligation to furnish the person with any further information.

Additional Information

This presentation should be read in conjunction with the Annual Report at 30 June 2020 together with any announcements made by Fortescue in accordance with its continuous disclosure obligations arising under the Corporations Act 2001 and ASX Listing Rules. Any references to reserve and resources estimations should be read in conjunction with Fortescue's Ore Reserves and Mineral Resources statements released to the Australian Securities Exchange on 21 August 2020. Fortescue confirms in the subsequent public report that it is not aware of any new information or data that materially affects the information included in the relevant market announcement and, in the case of estimates of mineral resources or ore reserves, that all material assumptions and technical parameters underpinning the estimates in the relevant market announcement continue to apply and have not materially changed. All amounts within this presentation are stated in United States Dollars consistent with the functional currency of Fortescue Metals Group Ltd, unless otherwise stated. Tables contained within this presentation may contain immaterial rounding differences.

World class company

Rapidly evolving into a resources and renewable energy company



Integrated mine to market infrastructure

>1.5 bn

tonnes shipped since first shipment in 2008

178-182 mtpa

shipping rate

3 mining hubs

One under development

5 berths

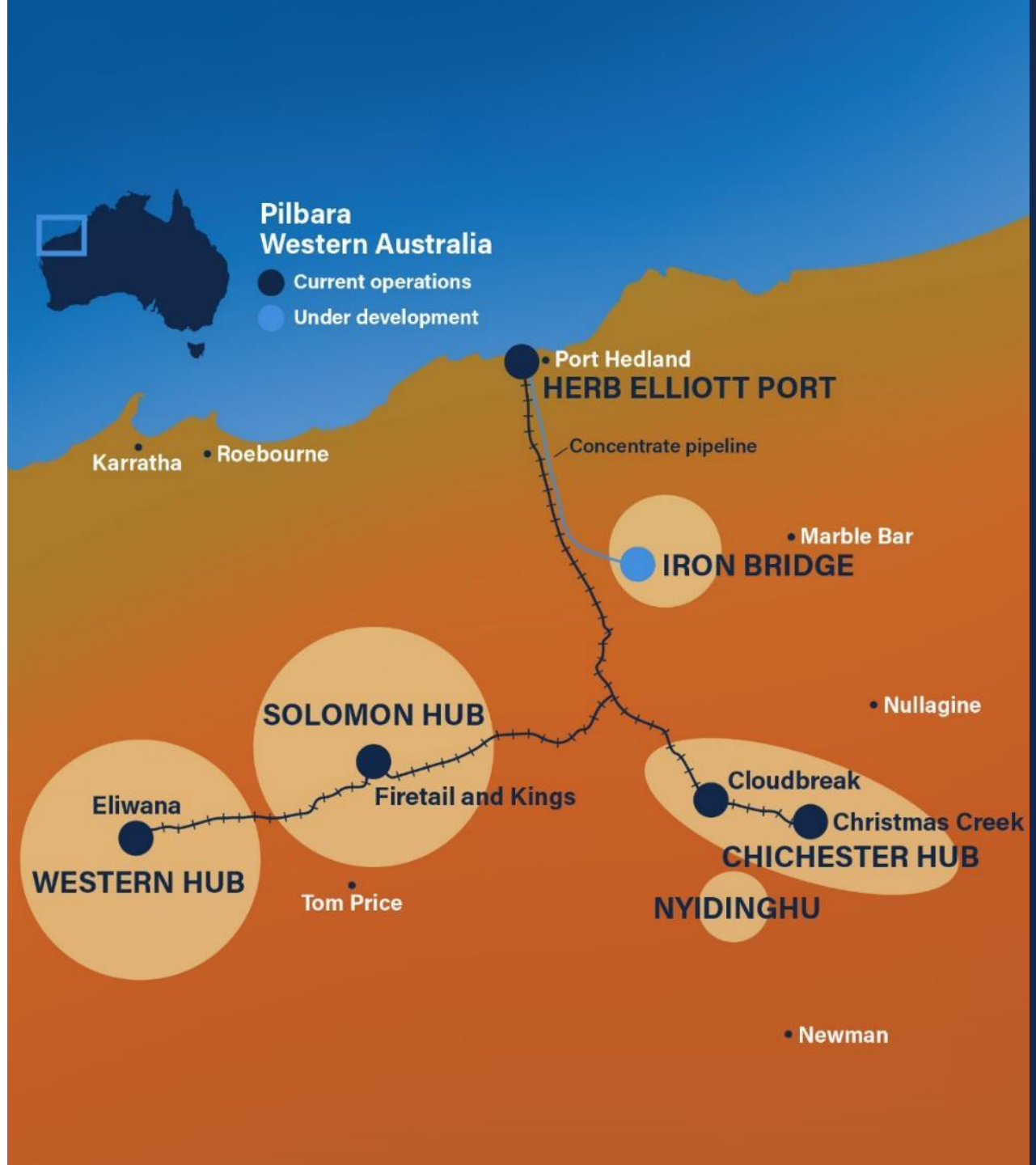
Herb Elliott Port

8 ore carriers

260,000t capacity each, supported by innovative tug fleet

>760 km

Fastest, heavy haul railway





Safety and unique culture

2.2 TRIFR

Total Recordable Injury Frequency Rate at 31 March 2021

8% improvement

Compared to 30 June 2020

Hazard identification

Assisting in journey to zero harm

March 2021 quarter highlights

2.2_{TRIFR}

8% improvement from
2.4 at 30 June 2020

42.3_{mt shipped}

In line with Q3 FY20

US \$1.5bn

Issue of Unsecured Senior
Notes to refinance debt

US \$143_{/dmt}

Average revenue,
86% of 62% Fe index

US \$14.90_{/wmt}

C1 cost
US\$13.45/wmt YTD

US \$1.0bn

Net debt

H1 FY21 highlights

^{US} **\$9.3bn**

Revenue

^{US} **\$6.6bn**

Underlying EBITDA at a
71% margin

^{US} **\$4.1bn**

Net profit after tax

^{US} **\$4.4bn**

Net operating cashflow

^{US} **\$1.33**

Earnings per share
(A\$1.84)

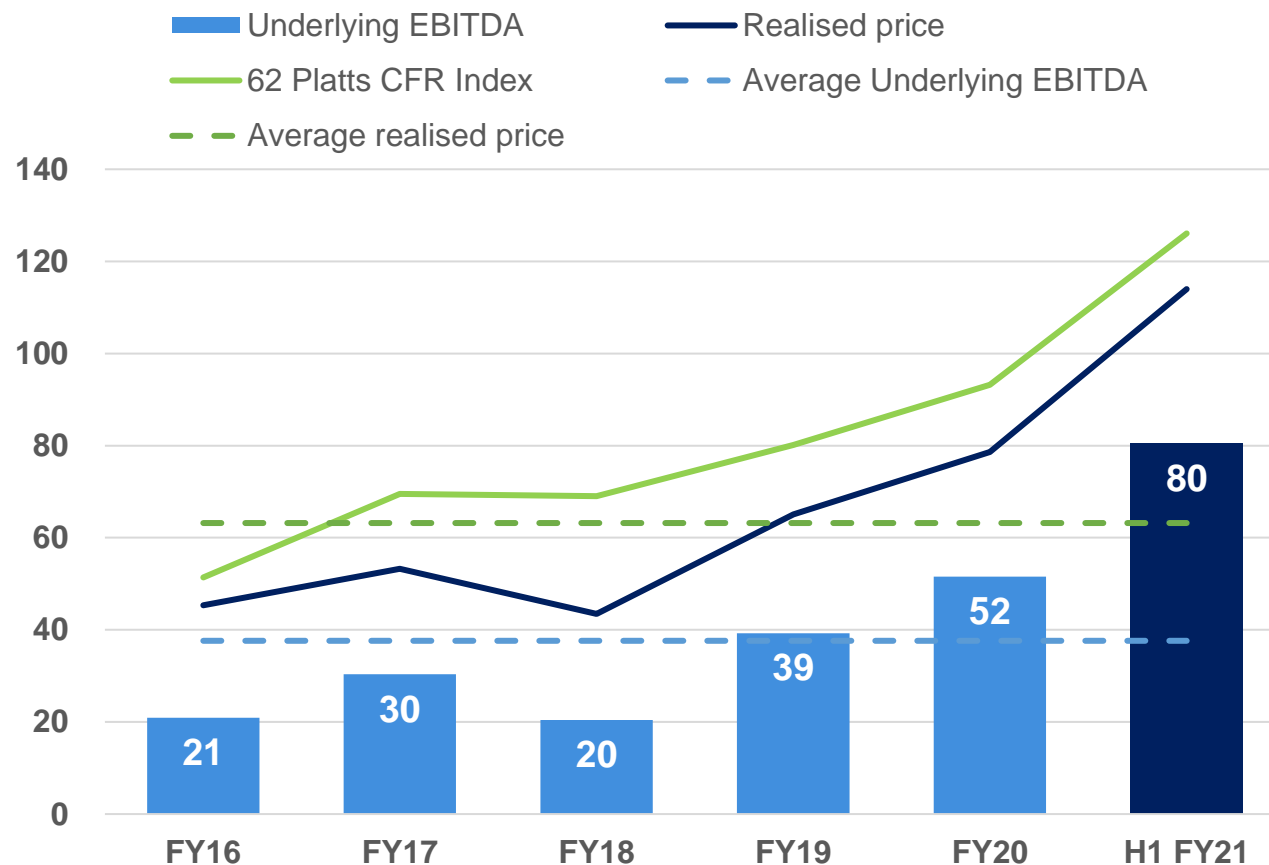
^A **\$1.47**

Interim dividend,
payout ratio of 80%

Focus on margins

Generating strong margins through the cycle

Prices and EBITDA margin (US\$/dmt)



Marketing

Marketing strategy aligned with needs of customers and market

Creating value through supply chain optimisation

Integrated operations and marketing

Timely and coordinated supply chain response to customer needs in a dynamic market

Direct customer engagement

Aligning our products with what our customers need and value most

Commercial excellence

Strong analytical capability driving deep market insights and value-added decision making

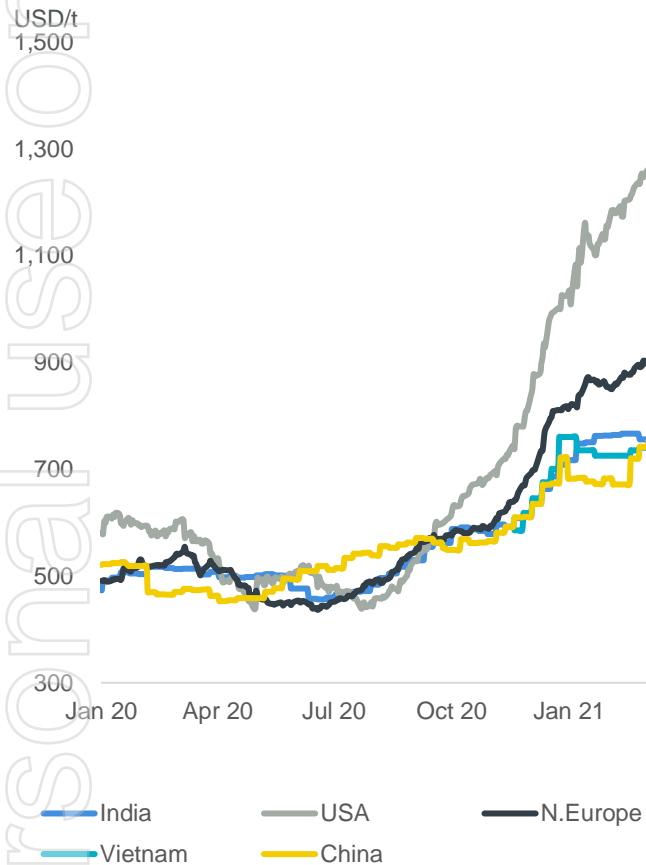
Technical collaboration

Deepening our understanding and ability to respond to current and emerging industry trends

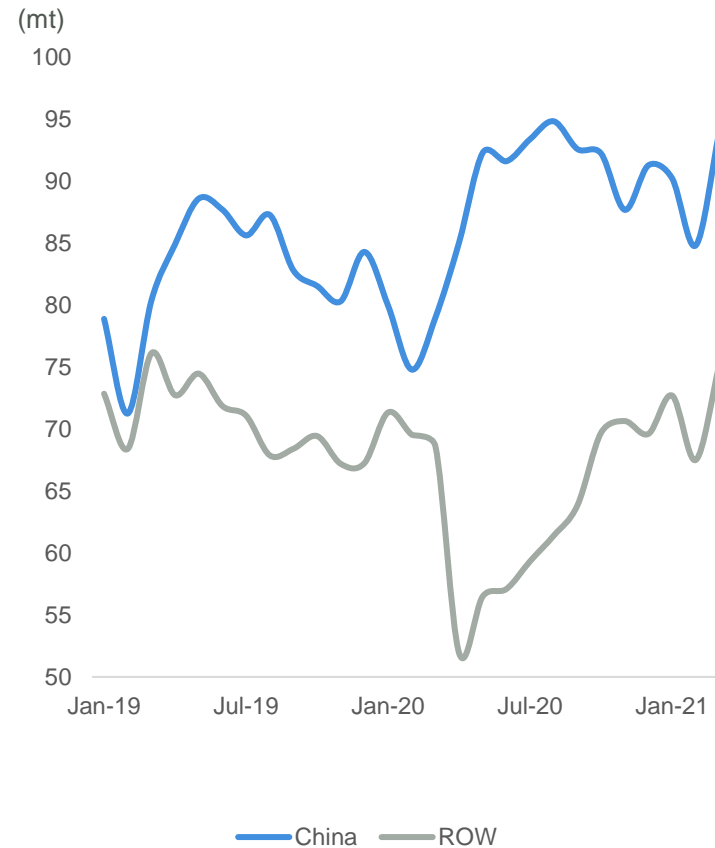
Global steel demand recovers

Resulting in higher steel prices and incentivising crude steel production

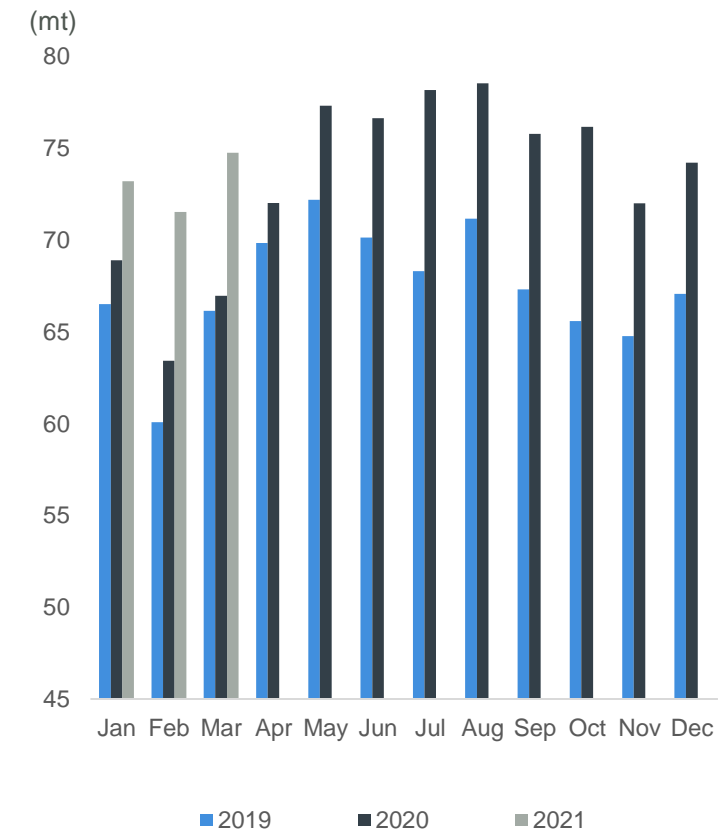
Global HRC prices



Global crude steel production



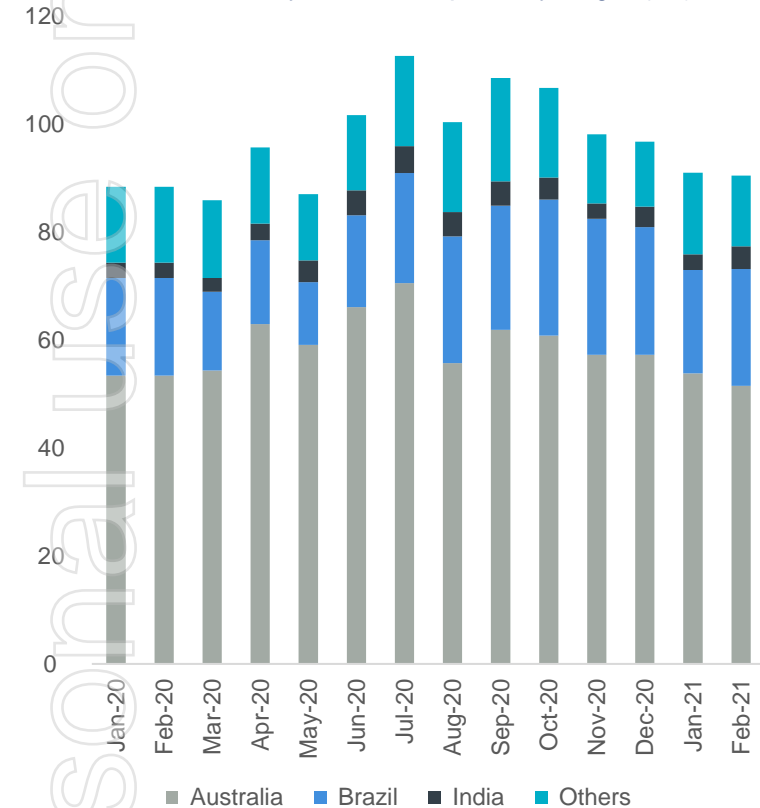
China monthly pig iron output



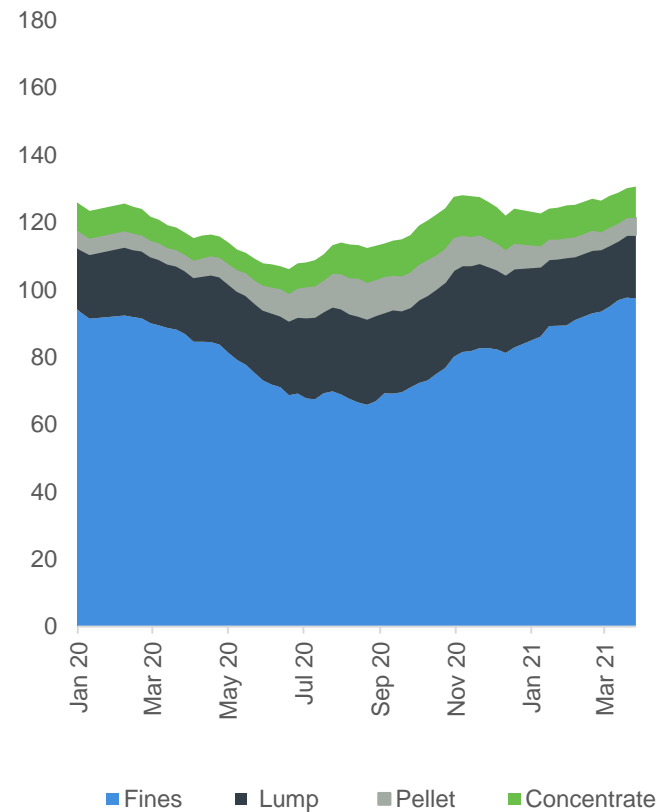
Robust demand for iron ore

Increasing port stocks supported by steel destocking and crude steel production rates

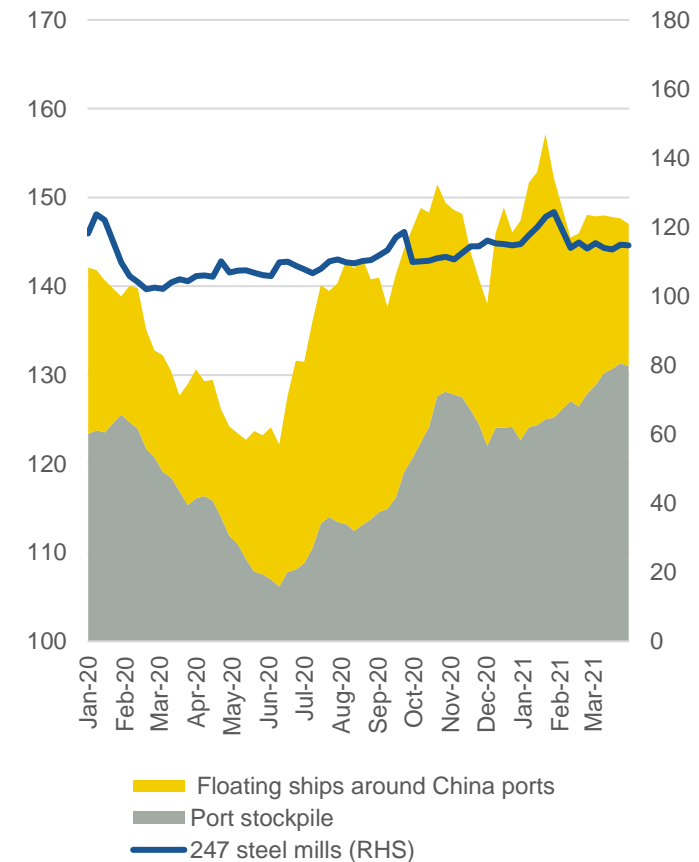
China monthly iron ore imports by origin (mt)



China port stocks by product (mt)

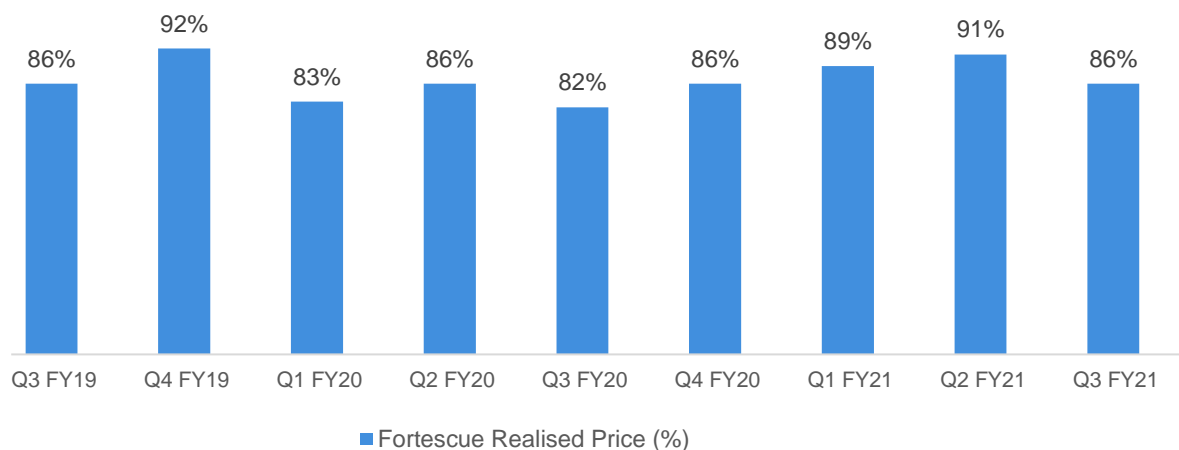


China import iron ore inventory (mt)



Strong realisations

Fortescue's Q3 average realised price
US\$143/dmt, 86% of the Platts 62% CFR index



Source: Platts, Mysteel, Fortescue Analysis



Iron Bridge Magnetite Project

**Technical and commercial
assessment scheduled for
completion in late May 2021**

Focus areas

Concentrate transport solution, utilisation of port and rail infrastructure, contractor strategy, logistics infrastructure

Critical path works ongoing

Approval of module offloading facility

Approach to Sustainability

We are a global force, committed to empowering thriving communities

Setting high standards



- Employee health and safety
- Economic contribution
- Workforce diversity
- Protecting Aboriginal heritage
- Ethical business conduct

Safeguarding the environment



- Climate change action and disclosure
- Protecting biodiversity and water resources
- Tailings management

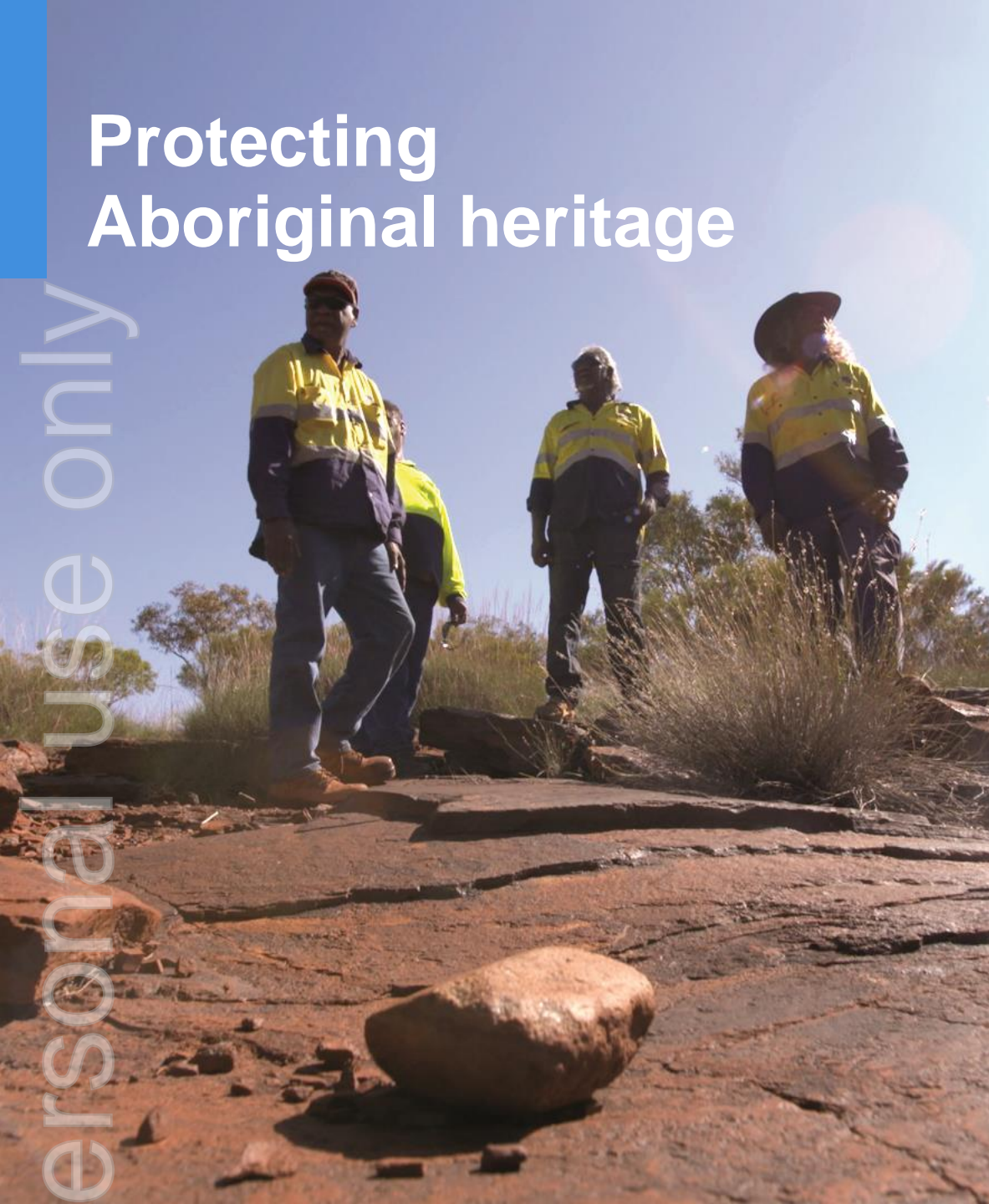
Creating positive social change



- Creating employment and business opportunities for Aboriginal people
- Building sustainable communities
- Human rights

Protecting Aboriginal heritage

ersonal use only



Detailed processes for
engagement and heritage
management

Seven agreements
with Native Title Groups

Heritage avoidance
Primary objective

~6,000 heritage sites
Protected and avoided

2.7 million ha of land
Ethnographically surveyed

A close-up photograph of a hand gently holding a small, green plant with tiny yellow flowers. The background is a warm, golden sunset over a field of similar plants. The lighting is soft and directional, coming from the side, creating a sense of hope and care.

Joining the battle against climate change

**An ambitious, industry leading
emissions reduction target**

Carbon neutrality

by 2030

Decarbonisation pathway

Energy infrastructure to increase use
of renewables

Technology and innovation

Hydrogen and battery electric solutions

Fortescue Future Industries

Harness world's renewable energy sources to
produce green hydrogen

Pathway to decarbonisation

Underpinned by practical initiatives that will deliver goals in an economically sustainable manner

Chichester solar gas hybrid project



- US\$100 million investment by Alinta Energy
- 60MW of solar generation
- 60km transmission line linking Chichester operations with Alinta Energy's Newman gas-fired power station
- 35MW battery facility
- Displaces 100 million litres of diesel

Pilbara Energy Connect



- Australia's largest remote renewable energy network
- US\$250 million Pilbara Transmission Project
- 275km of high voltage transmission lines
- US\$450 million Pilbara Generation Project
- 150MW of gas fired generation, 150MW of solar PV and large-scale battery storage

Green fleet



- A\$32m Christmas Creek green hydrogen mobility project
- Testing large battery technology in haul trucks
- Trialling hydrogen fuel cell power in drill rigs
- Trialling technology on locomotives to run on green ammonia
- Developing ship design powered by green ammonia



Renewable energy driving new green industries

Global leader

Driving the green energy and product industry to transition away from fossil fuels

Developing

Renewable energy and green industry opportunities globally

Funding

Allocating 10% of net profit after tax to FFI, project finance sources separately secured without recourse to Fortescue

FY21 guidance

178 – 182 mt

Iron ore shipments

**US\$13.50 –
US\$14.00/wmt**

C1 cost based on assumed
exchange rate of AUD:USD 0.75

**US\$3.5 –
US\$3.7 billion**

Capital expenditure

Our strategic focus

Underpinned by operational excellence
and balance sheet strength



Sustainability

Ensuring communities benefit
from Fortescue's success



Optimising

Returns and growth from
our operations



Diversifying

Commodities that support
decarbonisation



Pursuing

Green energy opportunities
locally and internationally

Our Purpose

Thriving communities | Global force

Fortescue's Values



Safety



Family



Empowerment



Frugality



Stretch targets



Integrity



Enthusiasm



Courage and
determination



Generating
ideas



Humility



ersonal use only



www.fmgl.com.au

 FortescueNews

